



2009 results



Consolidated financial structure

€ m

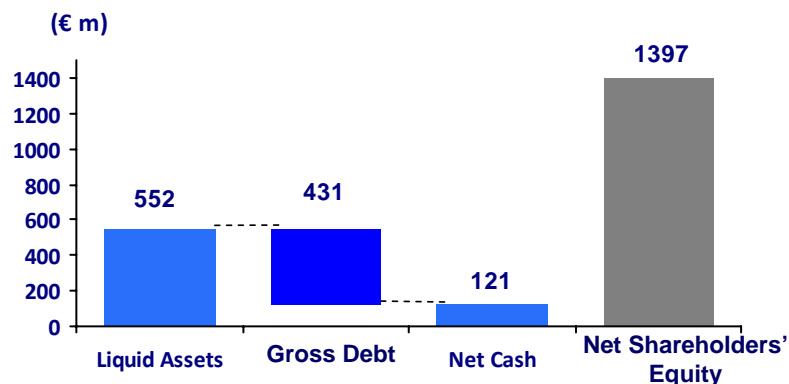
Shareholders' equity - Group	31 Dec. 2008	31 Dec. 2009
Sorgenia	450.5	557.8
Espresso	262.4	266.9
Sogefi	92.6	96.0
KOS	90.6	90.0
Other investments	21.6	16.0
Total subsidiaries	917.7	1,026.7
<i>CIR + CIR INTERNATIONAL</i>		
Fixed assets	129.9	128.6
Private equity	86.3	74.3
KTP	20.0	4.0
Junior Notes Zeus (Jupiter)	54.1	55.2
Other non-current assets, net	12.7	(13.7)
Net cash	44.2	121.6
Consolidated Shareholders' equity	1,264.9	1,396.7

Net cash at “holding system” level

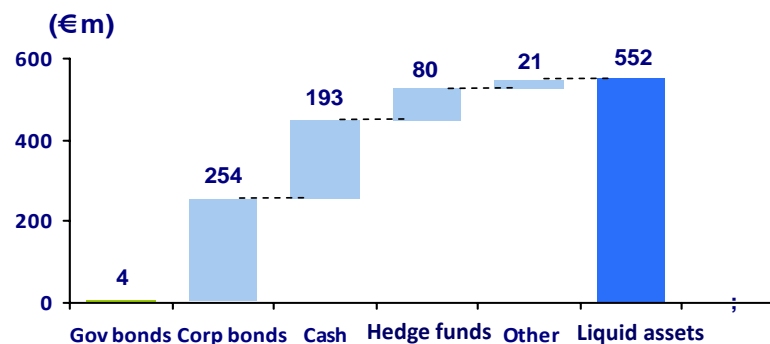
- At the end of December 2009 net cash amounted to €121.6 m. The improvement was due mainly to tax credits from previous periods paid out by Inland Revenue (€ 29.9 m), dividend inflows (€ 9.3m) and fair value adjustment of bonds in the portfolio (€ 44m)
- The net cash includes hedge funds investments (formerly Medinvest) which at December 31 2009 stood at € 79.8 m

Net Cash and Net Shareholders' Equity

As of 31 December 2009



Liquid Assets as of 31 December 2009



(1) Of which marketable securities = € 0.1 million; investments funds = € 18.9 million

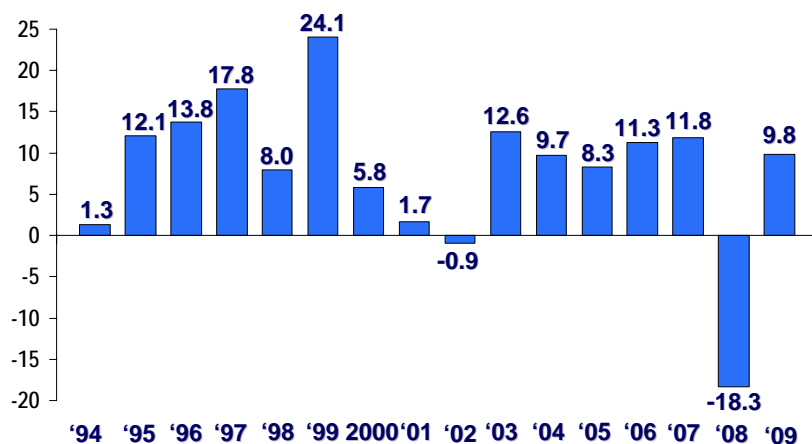


Medinvest: performance in US\$ since inception

- Performance 2009: +9.8%
- CAGR since 1994 (inception): + 7.8%
- February 2010 YTD decrease: - 0.4%
- Average annual volatility since 1994: 6.1%
- In November 2009 the shares of hedge funds held by Medinvest were concentrated in Cir International

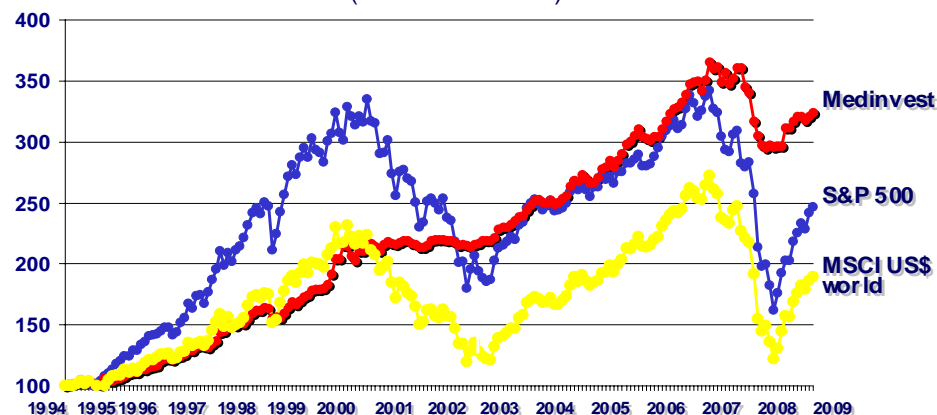
Historical Performance per Year*

(NAV % Annual Increase)



Cumulative Performance

(index: 1994=100)



**all data refer to Medinvest Ltd., incorporated in Jersey on 3 February 1994, whose assets were transferred into Medinvest Plc as of 1 May 2001*

Consolidated net financial position

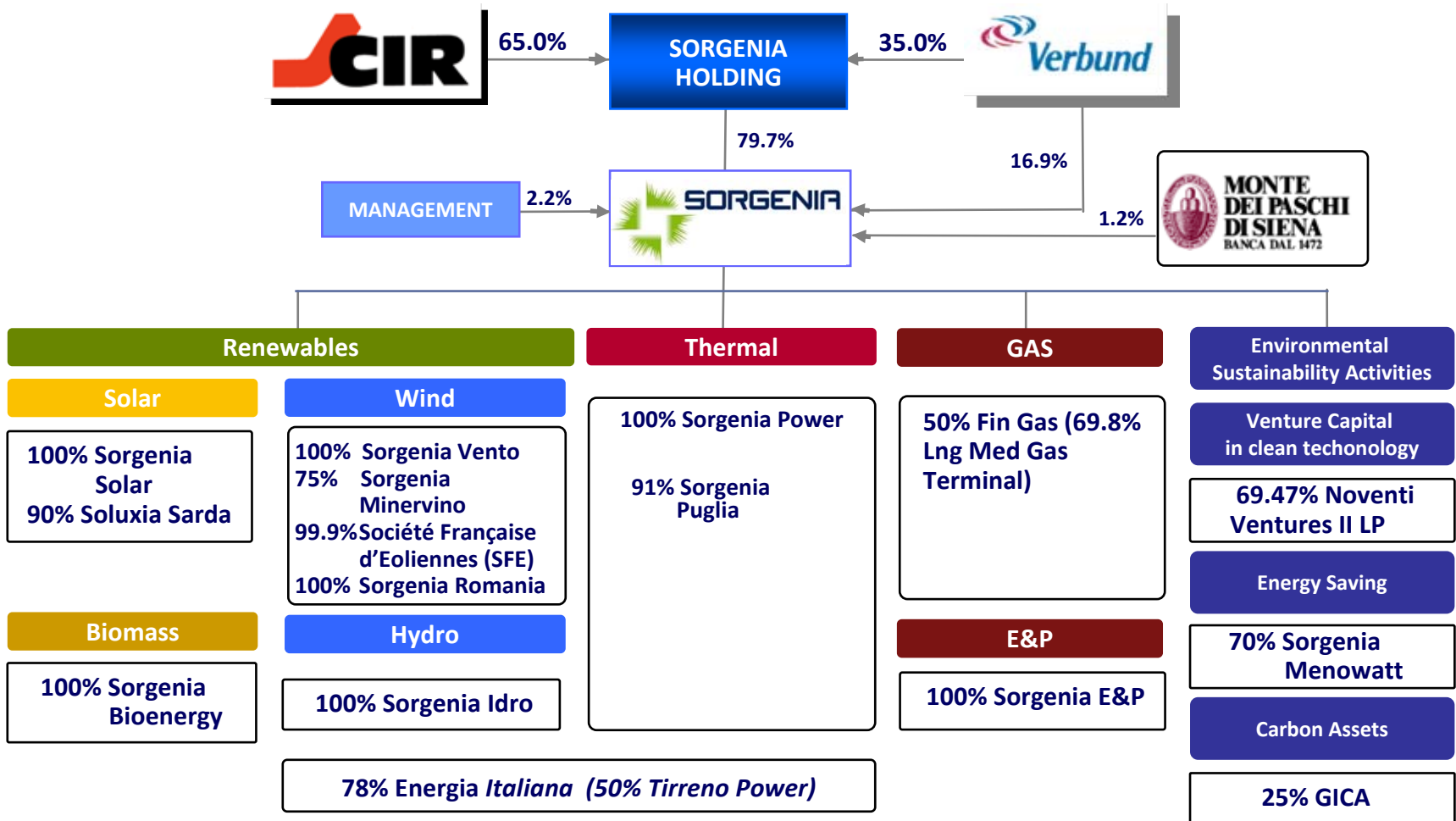
€ m	31 Dec. 2008	31 Dec. 2009
Cir + Cir International	44.2	121.6
Sorgenia Group	(991.9)	(1,321.1)
Espresso Group	(278.9)	(208.2)
Sogefi Group	(257.2)	(170.2)
KOS Group	(149.5)	(163.5)
Other subsidiaries	(52.1)	(59.7)
Consolidated net financial indebtedness	(1,685.4)	(1,801.1)
Total shareholders' equity	2,078.9	2,332.3
Consolidated net invested capital	3,764.3	4,133.4

Consolidated income statement

€ m	2008	2009
Sorgenia Group	37.1	34.5
Espresso Group	11.3	3.2
Sogefi Group	16.4	(4.4)
KOS Group	(0.9)	(0.2)
Other subsidiaries	(0.3)	(0.4)
Total operating subsidiaries	63.6	32.7
Other financial companies	48.5	43.3
Total contribution from subsidiaries	112.1	76.0
Cir + Cir International result	(80.8)	4.0
Non-recurrent components	64.2	63.4
Net income	95.5	143.4

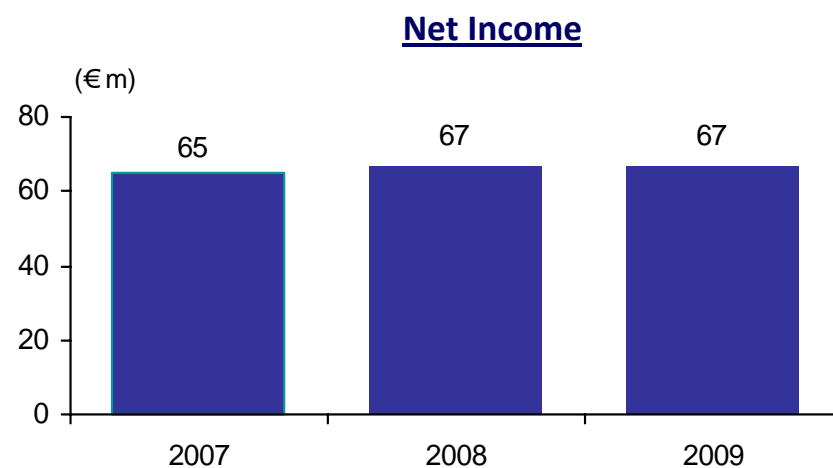
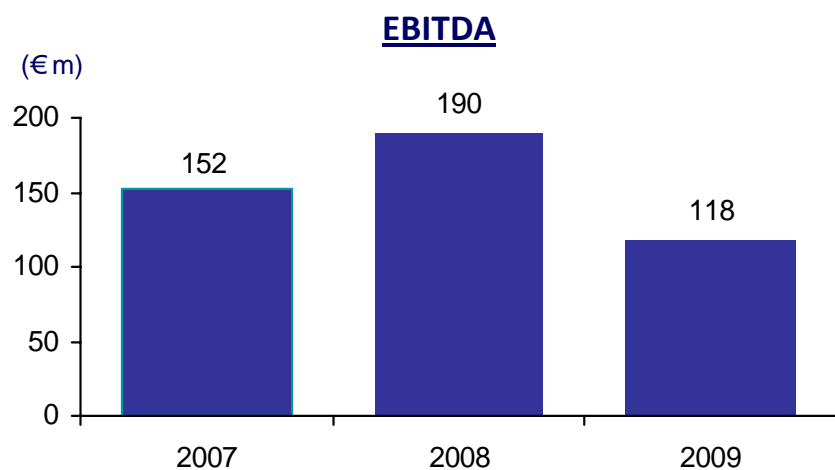
- On October 3 2009 a ruling of the Milan Court was recorded in the civil action filed by CIR for damages caused by the corruption of a judge in the Mondadori case (Lodo Mondadori). The judgement rules that CIR has the right to receive compensation from Fininvest for the patrimonial damage from the “missed opportunity” of an impartial verdict, which is quantified in the sum of € 750m
- On December 22 Fininvest delivered to CIR a guarantee at the first request for an amount of 806 million euro of the payment should the ruling of the Court of Appeal confirm this amount as being due to CIR

Sorgenia - Operating structure



Sorgenia results penalized by negative market scenario

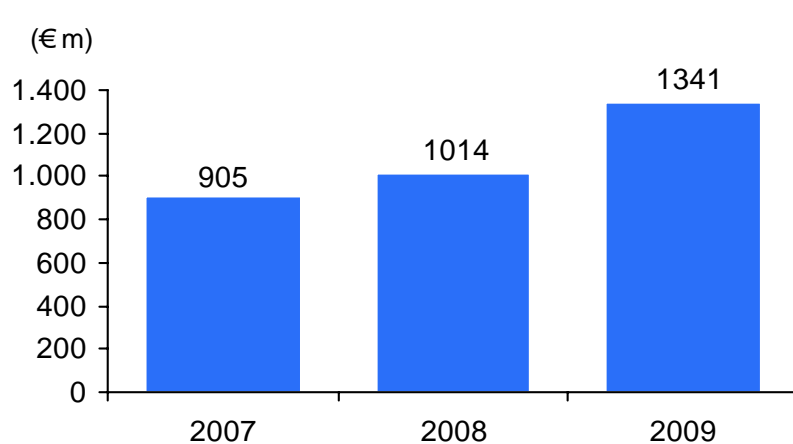
- In 2009 EBITDA figure was affected by the contraction of margins on natural gas, higher provisions on receivables and the unscheduled shutdown of the Termoli power plant
- Net income was stable thanks partly to the tax break on investments in machinery introduced in August 2009



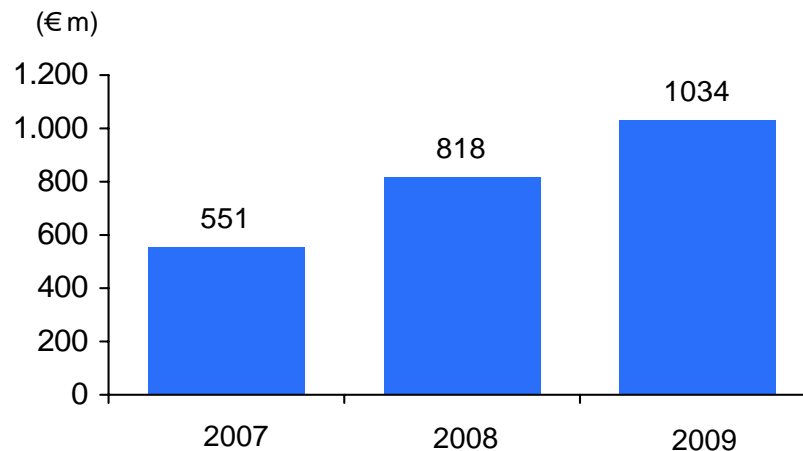
Sorgenia increase of net debt due to investments in new plants

- In 2009 the rollout to the business plan of the Sorgenia group continued
- 2009 net debt change was mainly due to financial outflows for investments in new production capacity, especially in thermoelectric generation

Net Financial Indebtedness



Total Shareholders' Equity



Espresso: operating structure



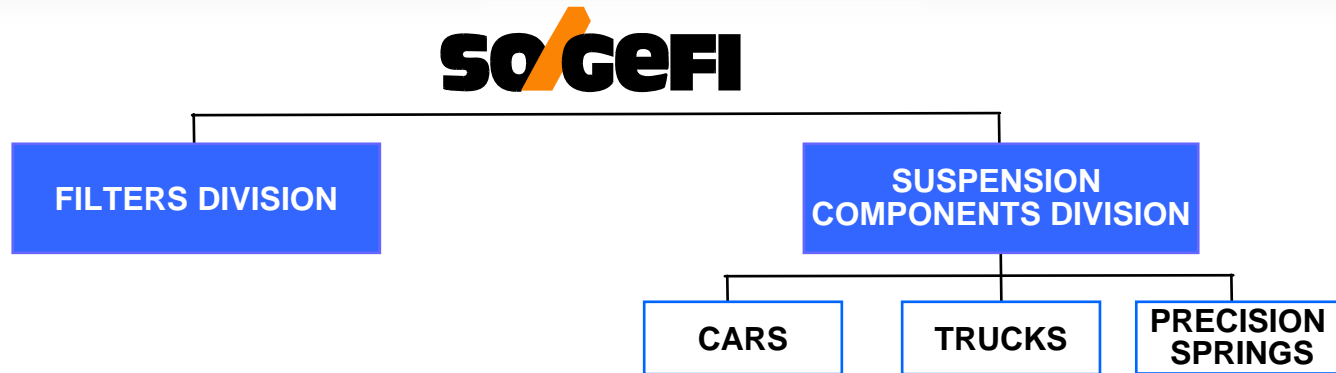
- In 2009 the Espresso Group results were heavily affected by the strong decline of advertising investments
 - ▶ The impact of the drastic reduction in advertising revenues was significantly counterbalanced by the reduction in operating costs (-11.9%)
 - ▶ Savings reached € 97.6 m, thanks to the current reorganization plan that, once completed will produce a cost reduction equal to €140 m
- The Espresso Group is continuing to develop its digital portfolio broadening the distribution of its contents through new platforms
- Specific focus is given to free cash flow generation

Espresso: 2009 declining results affected by economic slow down

2009 Results

€ m	2008	2009
Revenues	1,025.5	886.6
EBITDA	142.5	106.7
Net income	20.6	5.8
Net financial indebtedness <i>(end of period)</i>	(278.9)	(208.2)

Sogefi: operating structure



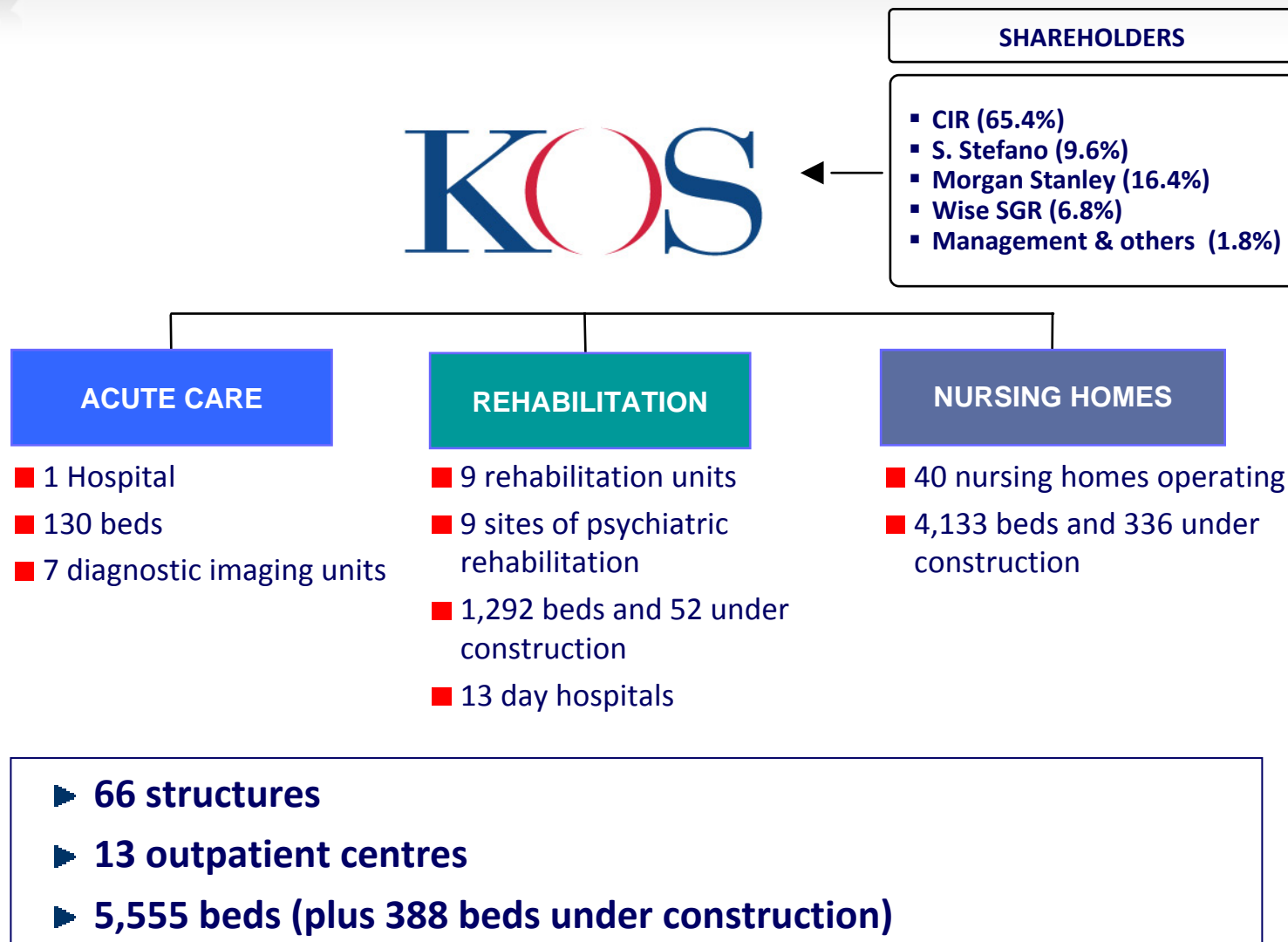
- In 2009 Sogefi Group's results were penalized by the sharp fall in vehicle production in Europe
- Sogefi has acted rapidly to recover profitability and post a positive net income figure already in 3Q 09:
- The actions undertaken were:
 - ▶ Structural reduction of cost factors
 - ▶ Reorganization of production facilities
 - ▶ Enhancement of centres of competence and service
 - ▶ Product and process innovation
 - ▶ Cash flow generation by managing working capital and focusing investments

2009 net loss due to restructuring costs

2009 Results

€ m	2008	2009
Revenues	1,017.5	781.0
EBITDA	104.9	47.2
Net income (loss)	28.5	(7.6)
Net financial indebtedness (<i>end of period</i>)	(257.2)	(170.2)

KOS: operating structure

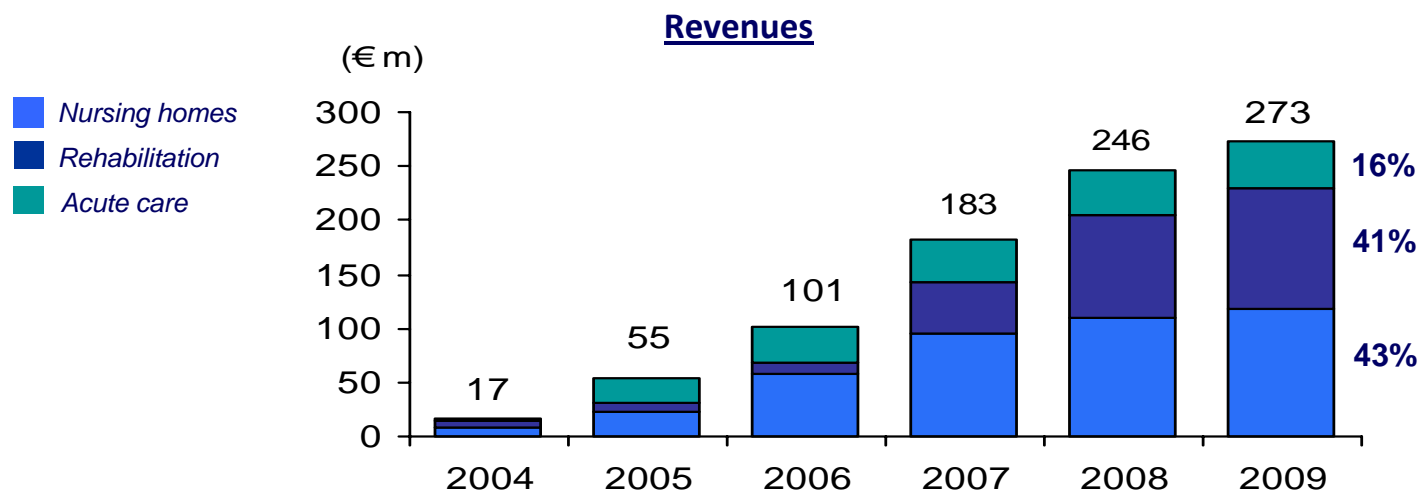


KOS: today

- Established in 2002, **KOS** has become one of the main operators in private healthcare in Italy
- KOS is leader in Italy in nursing homes with a widespread presence in those regions with the highest potential
- During 2009 KOS continued in its growth strategy with the acquisition of two nursing homes in Marche and in Piedmont. In 2010 two other acquisitions were made in the rehabilitation area in the Marche region and in nursing homes in Lombardia

KOS: increasing revenues

- KOS group closed 2009 with double-figure growth in its revenues compared to 2008 (+ 11%) thanks to the development of all areas of the business and to the new acquisitions made during the year
- Following the acquisitions of the first months of 2010, KOS now has reached 5,555 beds (plus 388 under construction)



KOS: higher results in all areas of the business

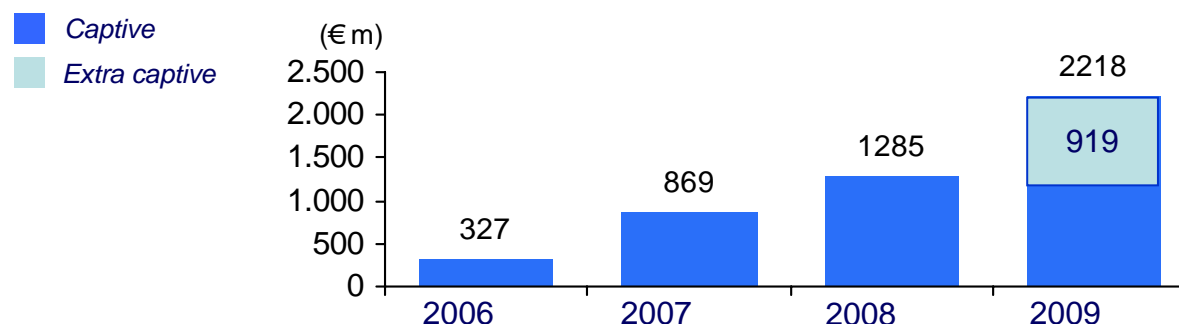
2009 Results

€ m	2008	2009
Revenues	246.3	273.4
EBITDA	28.7	33.0
Net loss	(1.5)	(0.4)
Net financial indebtedness (<i>end of period</i>)	(149.1)	(163.5)

Jupiter Finance: investment performance

- As of 31 December 2009 Jupiter Finance has invested € 157m acquiring non performing loans for a gross book value of € 1,3 Bln
- Cir has contributed € 59.6m (i.e. €4.4m of equity and €55.2m of Junior Notes) to finance the €157m investment; the balance has been funded on a non recourse basis by third party financing
- In 2009 Jupiter Finance has decided to open its servicing platform to third parties. A first mandate has been granted by an international institutional investor for a total gross book value of € 919 million

NPLs managed by Jupiter Finance



Disclaimer

- *This document has been prepared by CIR for information purposes only and for use in presentations of the Group's results and strategies.*
- *For further details on CIR and its Group, reference should be made to publicly available information, including the Annual Report, the Semi-Annual and Quarterly Reports.*
- *Statements contained in this document, particularly the ones regarding any CIR Group possible or assumed future performance, are or may be forward looking statements and in this respect they involve some risks and uncertainties*
- *Any reference to past performance of CIR Group shall not be taken as an indication of future performance*
- *This document does not constitute an offer or invitation to purchase or subscribe for any shares and no part of it shall form the basis of or be relied upon in connection with any contract or commitment whatsoever.*